

Revised
21/2/2019

ARUNACHAL PRADESH RURAL
BANK

HEAD OFFICE : NAHARLAGUN

BALANCE SHEET

PROFIT AND LOSS ACCOUNT

SCHEDULES

SIGNIFICANT OF ACCOUNTING POLICIES

NOTES TO ACCOUNTS

ADDITIONAL DISCLOSURES

THE THIRD SCHEDULE (See Section 29)
(Banking Regulation Act, 1949)

FORM-'A'

ARUNACHAL PRADESH RURAL BANK
REVISED BALANCE SHEET AS ON 31st MARCH, 2019

CAPITAL AND LIABILITIES	Schedule	Current year 31.03.2019	Previous year 31.03.2018
Capital	1	587804000.00	563104000.00
Reserve and Surplus	2	0.00	0.00
Deposits	3	7096912413.16	6337566240.70
Borrowings	4	10593491.00	11500331.00
Other Liabilities & Provisions	5	539521668.23	454009516.82
TOTAL		8234831572.39	7366180088.52
ASSETS	Schedule	Current year 31.03.2019	Previous year 31.03.2018
Cash & Balance with RBI	6	363208421.52	322326944.25
Balance with Bank, Money at Call and short notice	7	81321169.31	311048342.27
Investment	8	5246634563.41	4480073411.99
Advances	9	1913840030.93	1719307983.76
Fixed Asset	10	18574938.23	18730795.01
Other Asset	11	611252448.99	514692611.24
TOTAL		8234831572.39	7366180088.52
Contingent liabilities	12	18569067.00	12139469.00
Bills for collection			
Significant Accounting Policies and Notes to Accounts	17 & 18		
		0.00	0.00

As per our report of even date attached.

FOR DE & BOSE
Chartered Accountants
Firm Reg. No. 302175E

Subrata De

(Subrata De)
Partner
M.No. 054962
Place : Naharlagun
Date : 28 AUG 2019



For Arunachal Pradesh Rural Bank



(Dr. Deepak kr. Gupta)

CHAIRMAN

Director

S.S. Vaseeharan

Director

Director

Director

Director

FORM-'B'
ARUNACHAL PRADESH RURAL BANK
REVISED PROFIT AND LOSS ACCOUNT FOR THE YEAR ENDED 31.03.2019

PARTICULARS	Schedule	Current year 31.03.2019	Previous year 31.03.2018
I.INCOME:			
1. Interest earned	13	488409166.55	364227975.29
a. Interest/Discount on Advances/bills		226041246.02	170659891.09
b. Interest on Investments		176269008.67	138691090.49
c. Interest on Balances with RBI and other Inter Bank Funds		0.00	0.00
d. Interest on TDRs with Banks		80356940.89	54876993.71
e. Interest on NABARD Term Money Borrowings		5741970.97	0.00
2. Other income	14	112095344.12	140132892.04
a. Commission, Exchange and Brokerage		17139332.08	16364045.65
b. Profit on sale of Investment		86841024.04	120882996.64
c. Miscellaneous Income		8114988.00	2885849.75
3. TOTAL		600504510.67	504360867.33
II.EXPENDITURE:			
4. Interest expenses	15	321075902.59	287630065.62
a. Interest on Deposit		320411583.39	287081687.62
b. Interest on Inter-Bank borrowing		586150.20	444565.00
c. Others		78169.00	103813.00
5. Operating expenses (a+b+c)	16	176851962.97	135210487.99
a. Employees Costs		122146197.56	97290108.51
b. Other Operating Expenses		54705765.41	37920379.48
6. Total Expenditure (Excluding provisions and Contingencies) (4+5)		497927865.56	422840553.61
7. Operating Profit before provisions and Contingencies (3-6)		102576645.11	81520313.72
8. Provisions (other than tax) & contingencies		101666533.61	51807430.64
9. Profit from Ordinary Activities before Tax (7-8)		910111.50	29712883.08
10. Tax Expense			
a. Provision for Taxation-Current Year		303340.00	9823957.00
b. Deferred Tax Asset		0.00	0.00
c. Earlier Years Adjustments (Excess)		0.00	0.00
11. Net Profit for the period from Ordinary Activities after Tax		606771.50	19888926.08



IV. APPROPRIATIONS:		
Net Profit(+) Loss (-) for the year	606771.50	19888926.08
ADD: Brought forward consolidated loss/profit attributed to the groups	-378875361.19	-398764287.27
Transfer to statutory reserve	0	0
Transfer to other reserve	0	0
Transfer to Govt. Proposed dividend	0	0
Balance carried over to balance sheet	-378268589.69	-378875361.19
TOTAL	-378268589.69	-378875361.19
Significant Accounting Policies and Notes to Accounts	17 & 18	

378268589.69


As per our report of even date attached.

FOR DE & BOSE
Chartered Accountants
Firm Reg. No. 302175E

Subrata De

(Subrata De)
Partner
M.No. 054962
Place : Naharlagun
Date :

28 AUG 2019



For Arunachal Pradesh Rural Bank

(Dr. Deepak kr. Gupta)



[Signature]
Director

S. S. Vaseeharan

Director

[Signature]
Director

[Signature]
Director

[Signature]
Director

ARUNACHAL PRADESH RURAL BANK
HEAD OFFICE NAHARLAGUN

Schedules forming Part of Balance Sheet as on 31st March 2019

SCHEDULE-1		
CAPITAL	Current year 31.03.2019	Previous year 31.03.2018
A. Authorized capital (200,00,00,000 shares of Rs 10/- each)		
Issued, subscribed and paid up capital (5,63,10,400 shares of Rs.10 each)	2000000000.00	2000000000.00
I. From Govt. of India	587804000.00	563104000.00
II. From Govt. of A.P.		
III. From sponsor bank (SBI)		
TOTAL OF A	587804000.00	563104000.00
B. SHARE CAPITAL DEPOSIT ACCOUNT:		
I. From Govt. of India		
II. From Govt. of A.P.		
III. From sponsor bank (SBI)		
TOTAL OF B	0.00	0.00
TOTAL (A + B)	587804000.00	563104000.00

SCHEDULE-2		
RESERVE & SURPLUS	Current year 31.03.2019	Previous year 31.03.2018
I. STATUTORY RESERVE:		
Opening balance	0.00	0.00
Addition during the year	0.00	0.00
Deduction during the year	0.00	0.00
II. CAPITAL PREMIUM:		
Opening balance	0.00	0.00
Addition during the year	0.00	0.00
Deduction during the year.	0.00	0.00
III. SHARE PREMIUM:		
Opening balance	0.00	0.00
Addition during the year	0.00	0.00
Deduction during the year	0.00	0.00
IV. REVENUE AND OTHERS RESERVE:		
Opening balance	0.00	0.00
Addition during the year	0.00	0.00
Deduction during the year	0.00	0.00
TOTAL (I + II + III + IV)	0.00	0.00



ARUNACHAL PRADESH RURAL BANK
HEAD OFFICE NAHARLAGUN


Schedules forming Part of Balance Sheet as on 31st March 2019



SCHEDULE-3 DEPOSITS	Current year 31.03.2019	Previous year 31.03.2018
A.I.DEMAND DEPOSIT		
i.From banks		
ii.From others		
II.SAVINGS BANK DEPOSIT	1343351656.30	1468490658.13
III.TERM DEPOSIT:	3549345614.71	2679803786.86
i.From banks	0.00	0.00
ii.From others		
TOTAL of (I+II+III)	2204215142.15	2189271795.71
B. I. Deposits of branches in India	7096912413.16	6337566240.70
II. Deposits of branches outside India	7096912413.16	6337566240.70
	0.00	0.00
TOTAL	7096912413.16	6337566240.70

SCHEDULE-4 BORROWINGS	Current year 31.03.2019	Previous year 31.03.2018
I. BORROWING IN INDIA:		
i.From Reserve Bank of India	0.00	0.00
ii.From other banks (SBI)(Perpetual Bond)	8607000.00	8607000.00
iii.From other Institutions (NABARD)	0.00	0.00
iv.From other Institutions (NSTFDC)	1986491.00	2893331.00
TOTAL OF (i+ii+iii)	10593491.00	11500331.00
II. BORROWING FROM OUTSIDE INDIA	0.00	0.00
TOTAL OF (I+II)	10593491.00	11500331.00
SECURED BORROWING (including I & II above)	10593491.00	11500331.00

SCHEDULE-5 OTHER LIABILITIES AND PROVISIONS	Current year 31.03.2019	Previous year 31.03.2018
I.BILLS PAYABLE	0.00	0.00
II.INTER-OFFICE ADJUSTMENT (NET)	0.00	0.00
III.INTEREST ACCRUED:		
i.On deposit	447502098.76	371547878.41
ii.On borrowings	0.00	0.00
IV.OTHERS (Including provisions)	92019569.47	82461638.41
a. Provision on Standard Assets	7482012.77	6713064.49
b. Provision on Frauds	3190786.04	0.00
c. Audit fee Provision	300000.00	200000.00
d. Income Tax Provision	303340.00	9823957.00
e. Wage Revision Provision	8000000.00	3000000.00
f. Provision for NPS	7230576.00	0.00
g. Provision for Pension	50000000.00	0.00
h. Banker Cheque to be issued	4735321.66	-364528.11
i. GST Payable	1415178.00	0.00
j. Provision on Link Branch & Cash Diff.	7052780.00	58420594.03
k. Sundry Deposit (TDS)	2309575.00	4668551.00
TOTAL (I, II, III, IV)	539521668.23	454009516.82



ARUNACHAL PRADESH RURAL BANK
HEAD OFFICE NAHARLAGUN
Schedules forming Part of Balance Sheet as on 31st March 2019

SCHEDULE-6		
CASH AND BALANCE WITH RBI	Current year 31.03.2019	Previous year 31.03.2018
I. CASH IN HAND		
II. BALANCE WITH Reserve Bank of India	59158738.00	65807086.00
i. In Current account		
ii. In other account	304049683.52	256519858.25
	0.00	0.00
TOTAL (I, II)	363208421.52	322326944.25

SCHEDULE-7		
BALANCE WITH BANKS AND MONET AT CALL AND SHORT NOTICE	Current year 31.03.2019	Previous year 31.03.2018
I. IN INDIA:		
i. Balance with Banks:		
a. In current account		
b. In other account : Deposits	81321169.31	311048342.27
ii. Money at call & short Notice:	0.00	0.00
a. With Banks		
b. With other institutions	0.00	0.00
	0.00	0.00
TOTAL I (i, ii)	81321169.31	311048342.27
II. OUTSIDE INDIA:		
i. Current account	0.00	0.00
ii. In other deposit account	0.00	0.00
iii. Money at call and short notice	0.00	0.00
GRAND TOTAL (I AND II)	81321169.31	311048342.27

SCHEDULE-8		
INVESTMENT	Current year 31.03.2019	Previous year 31.03.2018
I. INVESTMENT IN INDIA:		
i. Government securities	2254766130.41	2430073410.99
ii. Other approved securities	0.00	0.00
iii. Shares	0.00	0.00
iv. Debenture and bonds	153377534.00	0.00
v. Subsidiaries and/joint venture	0.00	0.00
vi. Others (Specify) (a) Mutual fund	62500000.00	52500000.00
(b) Others (STDR with SBI)	2775990899.00	1997500001.00
TOTAL (i, ii, iii, iv, v, vi)	5246634563.41	4480073411.99
II. INVESTMENT OUTSIDE INDIA:		
i. Govt. Securities including local authorities	0.00	0.00
ii. Subsidiaries/joint venture	0.00	0.00
iii. Other investment (specify)	0.00	0.00
TOTAL (I, II)	5246634563.41	4480073411.99



ARUNACHAL PRADESH RURAL BANK

HEAD OFFICE NAHARLAGUN

Schedules forming Part of Balance Sheet as on 31st March 2019

SCHEDULE-9 ADVANCES	Current year 31.03.2019	Previous year 31.03.2018
A .I.Bills purchased & discounted	0.00	0.00
II.Cash credit, overdraft & loan repayable on demand		
a.Cash credit/KCC/ACC/GCC/WCC	729210583.36	699591079.24
b.Overdraft	526299591.38	328652101.34
c.Demand loan	129382144.44	149629344.62
III.Term loans	528947711.75	541435458.56
TOTAL (I, II, III)	1913840030.93	1719307983.76
B.I.Secured by tangible assets	1519490768.72	1464078999.33
II. Covered by bank / Govt. Guarantee		
III. Unsecured	394349262.21	255228984.43
TOTAL (I + II + III)	1913840030.93	1719307983.76
C. ADVANCES IN INDIA:		
a) Priority sectors	1081984232.25	1076199223.69
b) Public sectors		
c) Other	831855798.68	643108760.07
TOTAL (a + b + c)	1913840030.93	1719307983.76
II. ADVANCES OUTSIDE INDIA:		
i) Due from banks	0.00	0.00
ii) Due from others	0.00	0.00
iii) Bills purchased & discounted	0.00	0.00
iv) Syndicate loans	0.00	0.00
v) Others	0.00	0.00
TOTAL (I + ii + iii + iv + v)	0.00	0.00
GRAND TOTAL (C.I & C.II.)	1913840030.93	1719307983.76

SCHEDULE-10 FIXED ASSETS	Current year 31.03.2019	Previous year 31.03.2018
I.PREMISES:		
i. At cost as on 31 st March of the preceeding year	0.00	0.00
ii.Addition during the year	0.00	0.00
iii.Deduction during the year	0.00	0.00
iv.Depreciation to date	0.00	0.00
II.OTHER ASSETS (including furniture & fixtures)		
i.At cost as on 31 st March of the preceeding year	43119746.60	37893402.60
ii.Addition during the year	7359189.00	5226344.00
iii.Deduction during the year	192400.00	0.00
iv.Depreciation to the date.	31711597.37	24388951.59
NET VALUE	18574938.23	18730795.01



ARUNACHAL PRADESH RURAL BANK
HEAD OFFICE NAHARLAGUN
Schedules forming Part of Balance Sheet as on 31st March 2019

SCHEDULE-11		
OTHER ASSETS	Current year	Previous year
	31.03.2019	31.03.2018
I.INTER-OFFICE ADJUSTMENT (NET)	10000.00	13485805.00
II.INTEREST ACCRUED	40424741.94	43450836.08
III.TAX PAID IN ADVANCE/Tax deducted at source	12050895.00	669762.00
IV.STATIONERY AND STAMPS	740353.50	588000.00
V.Non-banking asset acquired in satisfaction of claim	0.00	0.00
VI.OTHERS	558026458.55	456498208.16
a. Settlement A/c	171547763.19	68930078.25
b. Remittances	6871431.44	4739305.74
c. Suspense A/c	838674.23	1006936.21
d. MABPOS	500000.00	0.00
e. Accumulated Loss	378268589.69	378875361.19
f. Bills Receivable	0.00	2134722.77
g. Adjusting entry (Dr)		811804.00
TOTAL (I, II, III, IV, V & VI)	611252448.99	514692611.24

SCHEDULE-12		
CONTINGENT LIABILITIES	Current year	Previous year
	31.03.2019	31.03.2018
I.Claims against the bank not acknowledged as debt	0.00	0.00
II.Liabilities on account of outstandings	0.00	0.00
forward exchange contract		
III.Liabilities for partly paid investment	0.00	0.00
IV.Guarantee given on behalf of constituents	18569067.00	12139469.00
V.Acceptance, endorsement and other obligation	0.00	0.00
VI.Others items for which the bank is contingently	0.00	0.00
liable		
TOTAL (I, II, III, IV, V)	18569067.00	12139469.00

SCHEDULE-13		
INTEREST EARNED	Current year	Previous year
	31.03.2019	31.03.2018
I.INTEREST/DISCOUNT ON ADVANCES/BILLS	226041246.02	170659891.09
II.INTEREST ON INVESTMENT	176269008.67	138691090.49
III.INTEREST on Balance with RBI & other Banks	0.00	0.00
IV. OTHERS		
a. Interest earned on TDR with SBI	80356940.89	54876993.71
b. Interest earned on NABARD Term	5741970.97	0.00
TOTAL (I + II + III + IV)	488409166.55	364227975.29



ARUNACHAL PRADESH RURAL BANK
HEAD OFFICE NAHARLAGUN
Schedules forming Part of Balance Sheet as on 31st March 2019

SCHEDULE-14		
OTHER INCOME	Current year	Previous year
	31.03.2019	31.03.2018
I.COMMISSION, EXCHANGE & BROKERAGE	17139332.08	16364045.65
II.PROFIT ON SALE OF INVESTMENT	86841024.04	120882996.64
LESS: LOSS ON REVALUATION OF investment		
III.PROFIT ON REVALUATION OF INVESTMENT	0.00	0.00
LESS: Loss on over-valuation of investment		
IV.PROFIT on sale of land, building & other asset	0.00	0.00
LESS: Loss on sale of land, building & other asset		
V.PROFIT on exchange transaction	0.00	0.00
LESS: Loss on exchange transaction		
VI.INCOME earned by way of dividend etc. From subsidiaries companies/joint venture set up abroad/in India	0.00	0.00
VII.MISCELLENEOUS INCOME	8114988.00	2885849.75
VIII.Subsidy from sponsor bank on account of salary & Allowances to Deputed staff	0.00	0.00
TOTAL (I TO VIII)	112095344.12	140132892.04

SCHEDULE-15		
INTEREST EXPENDED	Current year	Previous year
	31.03.2019	31.03.2018
I. Interest on deposit	320411583.39	287081687.62
II.Interest on RBI/Inter-bank borrowing	586150.20	444565.00
III.Others	78169.00	103813.00
TOTAL (I, II, III)	321075902.59	287630065.62

SCHEDULE-16		
OPERATING EXPENSES	Current year	Previous year
	31.03.2019	31.03.2018
I. Payment to and provision for employees	122146197.56	97290108.51
II.Rent, taxes and lighting	17458789.50	6511359.00
III.Printing and stationery	2217922.50	2358746.60
IV.Advertisement and publicity	10000.00	16992.00
V.Depreciation on Bank's property	7322645.78	6579210.41
VI.Directors' fees, allowances & expenses	0.00	0.00
VII.Auditors' fees, allowances & expenses (including Br.audit)	522510.00	230694.00
VIII.Law charges	549859.00	201007.00
IX.Entertainment expenses	975846.50	566388.00
X.Repairing and maintenance	10986501.00	9836221.00
XI.Insurance	9306796.00	6639944.00
XII.Postage, telegrams, telephone	702118.72	498507.00
XIII.Other expenditure	4652776.41	4481310.47
TOTAL (I to XIII)	176851962.97	135210487.99



ARUNACHAL PRADESH RURAL BANK

SCHEDULE 17-SIGNIFICANT ACCOUNTING POLICIES FOR FY 2018-19:

A. Basis of Preparation:

The Bank's financial statements are prepared under the historical cost convention, on the accrual basis of accounting ongoing concern basis, unless otherwise stated and conform in all material aspects to Generally Accepted Accounting Principles (GAAP) in India, which comprise applicable statutory provisions, regulatory norms/guidelines prescribed by the Reserve Bank of India (RBI), Banking Regulation Act 1949, RRB Act, 1976 as amended by Regional Rural Bank (Amendment) Act, 2015 and accounting Standards issued by the Institute of Chartered Accountants of India to the extent applicable and practices generally prevalent in the banking industry in India

B. Use of Estimates:

The preparation of financial statements requires the management to make estimates and assumptions considered in the reported amount of assets and liabilities (including contingent liabilities) as on the date of the financial statements and the reported income and expenses during the reporting period. Management believes that the estimates used in preparation of the financial statements are prudent and reasonable. Future results could differ from these estimates.

C. Significant Accounting Policies:

1. Revenue recognition:

- 1.1 Income and expenditure are accounted on accrual basis, except otherwise stated. As regards Bank's foreign offices, income and expenditure are recognised as per the local laws of the country in which the respective foreign office is located.
- 1.2 Interest income is recognised in the Profit and Loss Account as it accrues except:
 - (i) income from Non-Performing Assets (NPAs), comprising of advances, leases and investments, which is recognised upon realisation, as per the prudential norms prescribed by the RBI/ respective country regulators in the case of foreign offices (hereafter collectively referred to as Regulatory Authorities),
 - (ii) overdue interest on investments and bills discounted,
 - (iii) Income on Rupee Derivatives designated as "Trading", which are accounted on realisation.



- 1.3 Profit or Loss on sale of investments is recognised in the Profit and Loss Account. However, the profit on sale of investments in the 'Held to Maturity' category is appropriated (net of applicable taxes and amount required to be transferred to statutory reserve), to 'Capital Reserve Account'.
- 1.4 Income (other than interest) on investments in "Held to Maturity (HTM)" category acquired at a discount to the face value, is recognised as follows :
- (i) On Interest bearing securities, it is recognised only at the time of sale/redemption.
 - (ii) On zero-coupon securities, it is accounted for over the balance tenor of the security on a constant yield basis.
- 1.5 Dividend is accounted on an accrual basis where the right to receive the dividend is established.
- 1.6 All other commission and fee incomes are recognised on their realisation except for:
- (i) Guarantee commission on deferred payment guarantees, which is spread over the period of the guarantee;
 - (ii) Commission on Government Business and ATM interchange fees, which are recognised as they accrue; and
 - (iii) Upfront fees on restructured accounts, which is apportioned over the restructured period.
- 1.7 Brokerage, Commission etc. paid/ incurred in connection with issue of Bonds / Deposits are amortized over the tenure of the related Bonds / Deposits and the expenses incurred in connection with the issue are charged upfront.
- 1.8 The sale of NPA is accounted as per guidelines prescribed by RBI :-
- i. When the bank sells its financial assets to Securitisation Company (SC)/Reconstruction Company (RC), the same is removed from the books.
 - ii. If the sale is at a price below the net book value (NBV) (i.e., book value less provisions held), the shortfall is debited to the Profit and Loss Account in the year of sale.
 - iii. If the sale is for a value higher than the NBV, the excess provision is written back in the year the amounts are received, as permitted by the RBI.

2. Investments:

The transactions in Government Securities are recorded on "Settlement Date". Investments other than Government Securities are recorded on "Trade Date".

2.1 Classification

Investments are classified into three categories, viz. Held to Maturity (HTM), Available for Sale (AFS) and Held for Trading (HFT) as per RBI Guidelines.



for and net appreciation, is ignored. On provision for depreciation, the book value of the individual security remains unchanged after marking to market.

- vi. Investments are classified as performing and non-performing, based on the guidelines issued by the RBI in the case of domestic offices and respective regulators in the case of foreign offices. Investments of domestic offices become non-performing where:
 - a. Interest/installment (including maturity proceeds) is due and remains unpaid for more than 90 days.
 - b. In the case of equity shares, in the event the investment in the shares of any company is valued at Rs. 1 per company on account of the non availability of the latest balance sheet, those equity shares would be reckoned as NPI.
 - c. If any credit facility availed by an entity is NPA in the books of the Bank, investment in any of the securities issued by the same entity would also be treated as NPI and vice versa.
 - d. The above would apply mutatis-mutandis to Preference Shares where the fixed dividend is not paid.
 - e. The investments in debentures/bonds, which are deemed to be in the nature of advance, are also subjected to NPI norms as applicable to investments.
 - f. In respect of foreign offices, provisions for NPIs are made as per the local regulations or as per the norms of RBI, whichever is more stringent.
- vii. Accounting for Repo/ Reverse Repo transactions (other than transactions under the Liquidity Adjustment Facility (LAF) with the RBI):
 - a. The securities sold and purchased under Repo/ Reverse Repo are accounted as Collateralized lending and borrowing transactions. However, securities are transferred as in the case of normal outright sale/ purchase transactions and such movement of securities is reflected using the Repo/Reverse Repo Accounts and Contra entries. The above entries are reversed on the date of maturity. Costs and revenues are accounted as interest expenditure/income, as the case may be. Balance in Repo Account is classified under schedule 4 (Borrowings) and balance in Reverse Repo Account is classified under Schedule 7 (Balance with Banks and Money at Call & Short Notice).
 - b. Securities purchased/sold under LAF with RBI are debited/credited to Investment Account and reversed on maturity of the transaction. Interest expended/earned thereon is accounted for as expenditure/revenue.

3. Loans /Advances and Provisions thereon:

3.1 Loans and Advances are classified as performing and non-performing, based on the



guidelines issued by the RBI. Loan Assets become Non-Performing Assets (NPAs) where:

- i. In respect of term loans, interest and/or instalment of principal remains overdue for a period of more than 90 days;
- ii. In respect of Overdraft or Cash Credit advances, the account remains "out of order", i.e. if the outstanding balance exceeds the sanctioned limit/drawing power continuously for a period of 90 days, or if there are no credits continuously for 90 days as on the date of balance-sheet, or if the credits are not adequate to cover the interest due during the same period;
- iii. In respect of bills purchased/discounted, the bill remains overdue for a period of more than 90 days;
- iv. In respect of agricultural advances: (a) for short duration crops, where the instalment of principal or interest remains overdue for two crop seasons; and (b) for long duration crops, where the principal or interest remains overdue for one crop season.

3.2 NPAs are classified into Sub-Standard, Doubtful and Loss Assets, based on the following criteria stipulated by RBI:

- i. Sub-standard: A loan asset that has remained non-performing for a period less than or equal to 12 months.
- ii. Doubtful: A loan asset that has remained in the sub-standard category for a period of 12 months.
- iii. Loss: A loan asset where loss has been identified but the amount has not been fully written off.

3.3 Provisions are made for NPAs as per the extant guidelines prescribed by the regulatory authorities, subject to minimum provisions as prescribed below:

- Sub standard Assets:
- i. A general provision of 25% on the total outstanding;
 - ii. Unsecured Exposure in respect of infrastructure advances where certain safeguards such as escrow accounts are available - 25%.

Doubtful Assets:

- i. For Secured Portion: Upto one year – 50%
- ii. For Secured Portion: One to three years – 100%
- iii. For Secured Portion: More than three years – 100%
- iv. Unsecured portion – 100%



Loss Assets: 100%

- 3.4 Advances are net of specific loan loss provisions, unrealised interest, ECGC claims received and bills rediscounted.
- 3.5 In the case of loan accounts classified as NPAs, an account may be reclassified as a performing asset if it conforms to the guidelines prescribed by the regulators.
- 3.6 Amounts recovered against debts written off in earlier years are recognised as revenue in the year of recovery.
- 3.7 In addition to the specific provision on NPAs, general provisions are also made for standard assets as per extant RBI Guidelines. These provisions are reflected in Schedule 5 of the Balance Sheet under the head "Other Liabilities & Provisions – Others" and are not considered for arriving at the Net NPAs.

4. Fixed Assets Depreciation and Amortisation:

- 4.1 Fixed Assets are carried at cost less accumulated depreciation/ amortisation.
- 4.2 Cost includes cost of purchase and all expenditure such as site preparation, installation costs and professional fees incurred on the asset before it is put to use. Subsequent expenditure/s incurred on the assets put to use are capitalised only when it increases the future benefits from such assets or their functioning capability.
- 4.3 The rates of depreciation and method of charging depreciation in respect of domestic operations are as under:

Sl. No.	Description of Fixed Assets	Method of charging depreciation	of	Depreciation/ amortisation rate
1	Computers	Straight Method	Line	33.33% every year
2	Computer Software forming an integral part of the Computer hardware	Straight Method	Line	33.33% every year
3	Computer Software which does not form an integral part of Computer hardware and cost of Software Development	Straight Method	Line	33.33% every year
4	Automated Teller Machine / Cash Deposit Machine / Coin	Straight Method	Line	20.00% every year



	Dispenser / Coin Vending Machine		
5	Servers	Straight Line Method	25.00% every year
6	Network Equipment	Straight Line Method	20.00% every year
7	Other fixed assets	Straight Line Method	On the basis of estimated useful life of the assets. Estimated useful life of major group of Fixed Assets are as under: Premises 60 Years Vehicles 5 Years Safe Deposit 20 Years Lockers Furniture & Fixtures 10 Years

4.4 In respect of assets acquired during the year (for domestic operations), depreciation is charged on proportionate basis for the number of days the assets have been put to use during the year.

4.5 Assets costing less than Rs. 1,000 each are charged off in the year of purchase.

4.6 In respect of leasehold premises, the lease premium, if any, is amortised over the period of lease and the lease rent is charged in the respective year(s).

5. Leases:

The asset classification and provisioning norms applicable to advances, as laid down in Para 3 above, are applied to financial leases also.

6. Impairment of Assets:

Fixed Assets are reviewed for impairment whenever events or changes in circumstances warrant that the carrying amount of an asset may not be recoverable. Recoverability of assets to be held and used is measured by a comparison of the carrying amount of an asset to future Net Discounted Cash Flows expected to be generated by the asset. If such assets are considered to be impaired, the impairment to be recognised is measured by the amount by which the carrying amount of the asset exceeds the fair value of the asset.



7. Employee Benefits:

7.1 Short Term Employee Benefits:

The undiscounted amounts of short-term employee benefits, such as medical benefits which are expected to be paid in exchange for the services rendered by employees, are recognised during the period when the employee renders the service.

7.2 Long Term Employee Benefits:

i. Defined Benefit Plan

- a. Employees of the Bank are covered by Employees Provident Fund and Pension Schemes of Employees Provident Fund Organisation of Government of India. All eligible employees are entitled to receive benefits under the Employees Provident Fund scheme. The Bank contributes monthly at a determined rate (currently 3.67% of wages i.e. Basic plus Dearness allowances maximum of Rs.15000/-). These contributions are remitted to Employees Provident Fund Organisation, for this purpose and are charged to Profit and Loss Account. The Bank recognizes such annual contributions as an expense in the year to which it relates. Shortfall, if any, is provided for on the basis of actuarial valuation.
- b. The Bank operates Gratuity and Pension schemes which are defined benefit plans.
 - i) The Bank provides for gratuity to all eligible employees. The benefit is in the form of lump sum payments to vested employees on retirement, or on death while in employment, or on termination of employment, for an amount equivalent to 15 days basic salary payable for each completed year of service, subject to a maximum amount of Rs. 20 lacs. Vesting occurs upon completion of five years of service, for this Bank has taken a policy with SBI Life Insurance Co. Ltd. and makes periodic contributions to the fund as per actuarial valuation carried out annually.
 - ii) The Bank provides for pension to all eligible employees as per APRB (Employees) Pension Regulation, 2018. The benefit is in the form of monthly payments as per rules to vested employees on retirement or on death while in employment, or on termination of employment. Vesting occurs at different stages as per rules.

ii. Other Long Term Employee benefits:

- a. All eligible employees of the Bank are eligible for compensated absences, leave travel concession, Leave encashment as per Sponsor Bank Guidelines. The costs of such long term employee benefits are internally funded by the Bank.

8. Taxes on income:



Income tax expense is the aggregate amount of current tax and deferred tax expense incurred by the Bank. The current tax expense and deferred tax expense are determined in accordance with the provisions of the Income Tax Act, 1961 and as per Accounting Standard 22 - Accounting for Taxes on Income respectively after taking into account taxes paid at the foreign offices, which are based on the tax laws of respective jurisdictions. Deferred Tax adjustments comprises of changes in the deferred tax assets or liabilities during the year. Deferred tax assets and liabilities are recognised by considering the impact of timing differences between taxable income and accounting income for the current year, and carry forward losses. Deferred tax assets and liabilities are measured using tax rates and tax laws that have been enacted or substantively enacted at the balance sheet date. The impact of changes in deferred tax assets and liabilities is recognised in the profit and loss account. Deferred tax assets are recognised and re-assessed at each reporting date, based upon management's judgment as to whether their realisation is considered as reasonably/virtually certain.

9. Provisions, Contingent Liabilities and Contingent Assets:

9.1 In conformity with AS 29, "Provisions, Contingent Liabilities and Contingent Assets", issued by the Institute of Chartered Accountants of India, the Bank recognises provisions only when it has a present obligation as a result of a past event, and would result in a probable outflow of resources embodying economic benefits will be required to settle the obligation, and when a reliable estimate of the amount of the obligation can be made.

9.2 No provision is recognised for:

- i. any possible obligation that arises from past events and the existence of which will be confirmed only by the occurrence or non-occurrence of one or more uncertain future events not wholly within the control of the Bank; or
- ii. any present obligation that arises from past events but is not recognised because:
 - a. it is not probable that an outflow of resources embodying economic benefits will be required to settle the obligation; or
 - b. a reliable estimate of the amount of obligation cannot be made.

Such obligations are recorded as Contingent Liabilities. These are assessed at regular intervals and only that part of the obligation for which an outflow of resources embodying economic benefits is probable, is provided for, except in the extremely rare circumstances where no reliable estimate can be made.

9.3 Provision for reward points in relation to the debit card holders of the Bank is being provided for on actuarial estimates.

9.4 Contingent Assets are not recognised in the financial statements.



SCHEDULE 18: NOTES TO ACCOUNTS 2018-19

APPENDED TO AND FORMING PART OF THE FINANCIAL STATEMENTS FOR THE YEAR ENDED MARCH 31, 2019.

1. Reconciliation/ Matching

- Reconciliation /matching/adjustment of inter branch transactions, branch suspense and sundry deposits are in progress on an on going basis. The impact, in the opinion of the management of the bank, of un-recognised entries on the financial statements would not be material.
- In certain branches, the balancing books and reconciliation of control accounts with subsidiary ledger/registers are in progress.
- Balance with the other banks as mentioned in the schedule-7 are taken as appearing in the books of accounts of the Bank and its branches. Reconciliation and adjustment entries thereof are passed as and when the statements are received from other banks.
- The consequent effect of adjustment / matching / reconciliation as mentioned in (a) to (c) above, if any, on the account, is not ascertainable.

2. Fixed Assets and Depreciation

Accounting of fixed assets of the bank and depreciation thereon are done centrally at the Head Office of the Bank.

3. Stationary

The stationary supplied to the branches has been charged to Profit & Loss account at Head Office without taking in to account the stock of stationary at branches. This effect the amount of stationary consumed which is debited to Profit & Loss Account. Thus, the impact of above on net result shown by Profit & Loss account and stock of stationary shown in Balance Sheet is not ascertainable.

4. Provisions and Contingencies

The provisions and contingencies amount shown in "Profit and Loss Account" includes provisions against advances (net) and provisions for fraud committed in the earlier year.

5. Break up of some items shown in the schedule forming part of the financial statement

- a) Schedule-5 item-iv : OTHER :details as below:

Particulars	2018-19	2017-18
Provisions against standard asset	7482012.77	6713064.49
Provisions for audit fees	300000.00	200000.00
Provisions for Link Branch A/c	2881142.00	35730321.03
Sundry Deposit (TDS)	2309575.00	4668551.00
Banker's cheque to be issued account	4735531.66	-364174.11
Provision on Branch Cash Difference	4171638.00	9204468.00
PMJJBY/PMSBY	-210.00	-354.00
Provision on Inter-Office Adjustment	0.00	13485805.00
Provision on Income Tax	303340.00	9823957.00
Provisions for arrear salary Payment	8000000.00	3000000.00
Provision on Pension/NPS	57230576.00	0.00
Provision on Fraud	3190786.04	0.00
Provision on GST payable	1415178.00	
TOTAL	92019569.47	82461638.41



- b) Schedule-11 item-IV OTHER : Details as below

Particulars	2018-19	2017-18
--------------------	----------------	----------------

Accumulated losses	378268589.69	378875361.19
Balance in Suspense A/c	838674.23	1006936.21
Balance in settlement A/c	171547763.19	
Balance in Remittance A/c	6871431.44	
Balance in MABPOS	500000.00	
Balance in ATM Settlement A/c		18021505.84
Balance in ATM clearing suspense		1061.65
Balance in RTGS Settlement		4296566.50
Balance in DBTL- ACH Cr. A/c		-131858354.44
Balance in Step- Rapid Remittance(NEFT)		4739305.74
Balance in UID Credit A/c		19450232.66
Balance in NPCI CR RTRN A/c		-92111.28
Balance in LPG CR A/c		160836492.30
Adjusting Entry Dr.		811804.00
Recurring cost of subvention branch receivable from RBI 2016-17		2134722.77
APRB APBS Payment		-1763274.69
IMPS Clearing A/c		1983557.19
ECS DR		-257332.00
ACH DR/DR RTRN/ CR RTRN		-1688265.48
TOTAL	557987345.55	456498208.16

c) Schedule-13 item II i.e. interest on investment (Details as below)



Particulars	2018-19	2017-18
Interest earned on Govt. securities	176269008.67	138691090.49
Interest earned on FD with SBI	80356940.89	54876993.71
Interest earned on NABARD Term Money Borrowing	5741970.97	
TOTAL	262367920.53	193568084.20

d) Schedule-16 item-I: Payment to and provision for employees :Details as below:

Particulars	2018-19	2017-18
Salary & allowances	79466405.00	68773850.01
Travelling expenses	3592977.25	2998428.00
Halting expenses	415550.00	292587.50
Medical reimbursement	1186229.54	1306952.00
LTC expenses	119616.00	238949.00
Leave encashment	3131129.00	6878663.00
Lodging charges	6240.00	6059.00
Gratuity paid	21756066.00	6969369.00
Wages (Others)	8068677.00	6554604.00
Allowances paid to deputed Officers from SBI	4403307.77	3260647.00
TOTAL	122146197.56	97280108.51

e) Schedule-16 : Item-XIII : other expenses: Details as below:

Particulars	2018-19	2017-18
Vehicle Rent & Fuel charges	12000.00	94096.00
Data entry Charges	0.00	27868.50
Dead Stock	600.00	0.00
Labour charges	55100.00	74200.00
Training expenses	275598.00	304326.00
Bank charges	97127.00	218237.34
Charges-Seminar	0.00	31270.00
Books and periodicals	6067.00	21058.00
Computer Peripherals	6100.00	18932.00
Cleansing	178941.00	111640.00
Sundry Expenses	867157.00	539310.48
Charges Round off	70.57	49.49



Misc. expenses	3097491.84	3023591.66
BC Charge	56524.00	16731.00
TOTAL	4652776.41	4481310.47

6. Advances

i). Net advances outstanding shown in the balance sheet have been worked out as follows:

Particulars	Current year 31-03-2019	Previous year 31-03-2018
Gross advance outstanding	1969262693.86	1784791325.53
Less: Interest not collected account(INCA)	0.00	4110288.87
Less: Provisions for NPAs	55422662.93	61373052.90
Net advances	1913840030.93	1719307983.76

7. Capital

Sr.No.	Particulars	Current year	Previous year
i.	CRAR (%)	9.89	9.87
ii.	CRAR- Tier I Capital (%)	9.50	9.42
iii.	CRAR- Tier II Capital (%)	0.39	0.05
iv.	Percentage of Shareholding of the		
a	Government of India	50.00%	47.81%
b	State Government	15.00%	15.66%
c	Sponsor Bank	35.00%	36.53%

b. SLR-Investments

(Rs. lakh)

Sr. No.	Particulars	Current year	Previous year
1	Value of Investments	22547.66	24300.73
i	Gross Value of Investments	22547.66	24300.73
ii	Provisions for Depreciation	0.00	0.00
iii	Net Value of Investments	22547.66	24300.73
2	Movement of provisions held towards depreciation on investments	0.00	0.00
i	Opening Balance	0.00	0.00
ii	Add: Provisions made during the year	0.00	0.00
iii	Less: Write off/ write back of excess provisions during the year	0.00	0.00
iv	Closing Balance	0.00	0.00

c. Repo Transactions

(Rs. lakh)

	Minimum outstanding during the year	Maximum outstanding during the year	Daily Average Outstanding during the year	As on 31 March
Securities Sold under Repos	0.00	0.00	0.00	0.00
Securities purchased under reverse repos	0.00	0.00	0.00	0.00



Arunachal Pradesh Rural Bank

d. Non-SLR Investment portfolio**(i) Issuer composition of Non SLR Investments**

(Rs. lakh)

No	Issuer	Amount	Extent of Private placement	Extent of Below investment Grade securities	Extent of unrated Securities	Extent of unlisted securities
1	2	3	4	5	6	7
I)	PSUs	0.00	0.00	0.00	0.00	0.00
ii)	FIs	0.00	0.00	0.00	0.00	0.00
iii)	Banks	29293.68	0.00	0.00	0.00	29293.68
iv)	Private Corporate	0.00	0.00	0.00	0.00	0.00
v)	Others(Mutual Fund)	625.00	0.00	0.00	0.00	0.00
vi)	Provisions held towards depreciation		XXX	XXX	XXX	XXX
	Total *	29918.68	0.00	0.00	0.00	29293.68

(ii) Non-performing Non-SLR investments


(Rs. lakh)

Particulars	Amount
Opening balance	Nil
Additions during the year since 1st April	Nil
Reductions during the above period	Nil
Closing balance	Nil
Total provisions held	Nil

8. Asset Quality**8.1 Non-Performing Asset**

(Rs. Lakh)

Sr	Particulars	Current year	Previous year
i	Net NPAs to Net Advances (%)	2.27%	2.40%
ii	Movement of NPAs (Gross)		
(a)	Opening balance	985.95	1083.12
(b)	Additions during the year	635.71	415.03
©	Reductions during the year	634.06	512.20
(d)	Closing balance	987.60	985.95
iii	Movement of Net NPAs		
(a)	Opening balance	410.42	440.21
(b)	Additions during the year	543.91	218.30
(c)	Reductions during the year	520.96	248.09
(d)	Closing balance	433.37	410.42
iv	Movement of provisions for NPAs (excluding provisions on standard assets)		
(a)	Opening balance	534.42	581.70
(b)	Provisions made during the year	463.00	197.50
(c)	Write-off/ write-back of excess provisions	443.19	244.78
(d)	Closing balance	554.23	534.42

Note:-

Arunachal Pradesh Rural Bank

- i. Gross NPAs = Total of sub-standard assets + doubtful assets + loss assets under loans and advances)
- ii. Net NPAs = Gross NPAs minus (Balance in interest suspense account + DICGC claims received and kept in suspense account + Total provisions held against NPA accounts).
- iii. Total NPAs = NPAs under loans and advances + NPAs under investments + NPAs under other assets + NPAs under Guarantees, if any (Off Balance Sheet exposure).

8.2 Details of Loan Assets subject to Restructuring

		(Rs. lakh)	
Sr	Particulars	Current year	Previous year
i	Total amount of loan assets subject to restructuring, rescheduling, renegotiation	Nil	Nil
ii	The amount of Standard assets subjected to restructuring, rescheduling, renegotiation	Nil	Nil
iii	The amount of Sub-Standard assets subjected to restructuring, rescheduling, renegotiation	Nil	Nil
iv	The amount of Doubtful assets subjected to restructuring, rescheduling, renegotiation	Nil	Nil
	Note [(i) = (ii) + (iii) + (iv)]	Nil	Nil

8.3 Details of financial assets sold to Securitisation (SC)/ Reconstruction Company (RC) for Assets Reconstruction

Sr	Particulars	Current year	Previous year
i	No. of accounts		
ii	Aggregate value (net of provisions) of accounts sold to SC/RC	Nil	Nil
iii	Aggregate consideration	Nil	Nil
iv	Additional consideration realised in respect of accounts transferred in earlier years	Nil	Nil
v	Aggregate gain/ loss over net book value	Nil	Nil

8.4. Details of non-performing financial assets purchased/ sold


Banks which purchase non-performing financial assets from other banks shall be required to make the following disclosure in the Notes on Accounts to their Balance Sheets :

A. Details of non-performing financial assets purchased :

		(Rs. lakh)	
Sr	Particulars	Current year	Previous year
1 (a)	No. of accounts purchased during the year	Nil	Nil
(b)	Aggregate outstanding	Nil	Nil
2 (a)	Of these, number of account restructured during the year	Nil	Nil
(b)	Aggregate outstanding	Nil	Nil

B. Details of non-performing financial assets sold

		(Rs. lakh)	
Sr	Particulars	Current year	Previous year



Arunachal Pradesh Rural Bank

1	No. of accounts sold	Nil	Nil
2	Aggregate outstanding	Nil	Nil
3	Aggregate consideration received	Nil	Nil

8.5 Provisions on Standard Asset

		(Rs. lakh)	
Sr	Particulars	Current year	Previous year
	Provisions towards Standard Assets	74.82	67.13

Note : Provisions towards Standard Assets need not be netted from gross advances but shown separately as "Provisions against Standard Assets", under "Liabilities and Provisions - Others" in Schedule No. 5. of the Balance Sheet.

9. Business Ratio

Sr	Particulars	Current year	Previous year
i	Interest Income as a percentage to Working Funds \$	7.00%	5.76%
ii	Non-interest income as a percentage to Working Funds	1.61%	2.21%
iii	Operating Profit as a percentage to Working Funds \$	0.01%	1.29%
iv	Returns on Assets @	0.01%	0.31%
v	Business (Deposits plus advances) per employee # (Amt.in lacs)	855.30	819.64
vi	Profit per employee	0.06	2.01



\$ - Average working funds (as defined in Annexure IV) has been worked out on the basis of quarterly outstanding figure of total assets as appearing in the consolidated Gen Ledger of the RRB/ quarterly balance sheet as on end of every quarter ended.

@ - "Return on Assets" would be with reference to average working funds.

- For the purpose of computation of business per employee (deposits plus advances) inter-bank deposits may be excluded

10. Asset Liability Management-Maturity pattern of certain items of assets and liabilities

Particulars	(Rs.Crores)								Total
	1 to 14 days	15 to 28 days	29days to 3 month	Over 3 months upto 6 months	Over 6 monbth upto 1 year	Over 1 year upto 3 years	Over 3 years upto 5 years	Over 5 years	
Deposits	109.32	106.01	112.90	90.82	123.94	117.77	44.05	4.88	709.69
Advances	33.60	23.50	10.46	1.96	3.43	23.32	47.98	52.68	196.93
Investments	0.10	192.00	4.70	18.34	14.53	52.26	0.00	242.73	524.66
Borrowings	0.00	0.00	0.02	0.02	0.04	0.12	0.00	0.86	1.06
Foreign Currency Asset	0.00	0.00	0.00	0.00	0.00	0.00	0.00	0.00	0.00
Foreign currency liabilities	0.00	0.00	0.00	0.00	0.00	0.00	0.00	0.00	0.00



This Standard requires that in addition to the disclosures required by Accounting Standard 1 on 'Disclosure of Accounting Policies (AS 1)', an enterprise should also disclose the circumstances in which revenue recognition has been postponed pending the resolution of significant uncertainties. Bank has no such disclosures.

14.3 Accounting Standard 15 - Employee Benefits

I. Leave Encashment

The fund requirement for the year 2018-19 for Leave Encashment Liability was ascertained by SBI Life Insurance Company Limited in accordance with AS -15 and an amount of ₹ 31,31,129/- has been paid to SBI Life with whom the Leave Encashment fund account is maintained.

II. Gratuity

The fund requirement for the year 2017-18 for Gratuity Liability was ascertained by SBI Life Insurance Company Limited by in accordance with AS -15 and an amount of ₹ 2,17,56,066/- has been paid to SBI Life Insurance Company Limited with whom the gratuity fund account is maintained.

III. Provident Fund

In accordance with law, all employees of the Bank are entitled to receive benefits under the provident fund, a defined contribution plan in which both the employee and the bank contribute monthly at a pre determined rate. The Bank has no liability for future provident fund benefits other than its annual contribution and recognizes such contributions as an expense in the year incurred

14.4. Accounting Standard 17 - Segment Reporting

Not applicable in RRBS.

14.5 Accounting Standard 18 - Related party disclosure

List of related Parties :

State Bank of India (Sponsor bank)

SBI Mutual Fund

SBI Life Insurance Company Ltd

SBI General Insurance Company Ltd.

Reserve Bank of India

NABARD

							(Amt. in Lacs)
Name of the related party	Deposit/Investment	Salary paid to deputed staff	Balance with Bank	Interest Income/Capital Gain	Commission on Income	Other Expenses/Interest expenses	No. of employees on deputation
State Bank of India (Sponsor Bank)	27759.91	44.03	813.21	803.57	Nil	0.97	3



Arunachal Pradesh Rural Bank



SBI Mutual Fund	625.00	Nil	Nil	824.76	Nil	Nil	Nil
SBI Life Insurance	Nil	Nil	Nil	Nil	16.03	Nil	Nil
SBI General Insurance	Nil	Nil	Nil	Nil	1.71	Nil	Nil
Reserve bank of India	3040.50	Nil	Nil	Nil	Nil	Nil	Nil
NABARD	1533.78	Nil	Nil	Nil	Nil	Nil	Nil



Exposures - Exposure to Real Estate Sector

Sr	Category	Current year	Previous Year
a	Direct exposure		
(I)	Residential Mortgages Lending fully secured by mortgages on residential property that is or will be occupied by the borrower or that is rented (individual housing loan upto Rs.20 lakh may be shown separately)	Nil	Nil
(ii)	Commercial Real Estate Lending secured by mortgages on commercial real estates (office buildings, retail space, multi-purpose commercial premises, multi-family residential buildings, multi-tenanted commercial premises, industrial or warehouse space, hotels, land acquisition, development and construction, etc.) Exposure would also include non-fund based (NFB) limits ;	Nil	Nil
(iii)	Investments in Mortgage Backed Securities (MBS) and other securitised exposures		
	a. Residential	Nil	Nil
	b. Commercial Real Estate	Nil	Nil
b)	Indirect Exposure	Nil	Nil
	Fund-based and non-fund based exposures on National Housing Bank (NHB) and Housing Finance Companies (HFCs)	Nil	Nil

11. Details of Single Borrower (SGL), Group Borrower Limit (GBL) exceeded by the bank

Nothing to report

12. Miscellaneous - Amount of provisions made for Income-tax during the year

(Rs. lakh)

Particulars	Current year	Previous Year
Provision for Income Tax	113.81(Advance Tax paid)	8.61

13. Disclosure of Penalties imposed by RBI

During the year Reserve Bank of India has not levied any penalties on the Bank under the provision of Section 46 (4) of the Banking Regulation Act, 1949, for contraventions of any of the provisions of the Act, 1949; order, rule or condition specified by Reserve Bank under the Act.

14. Disclosure Requirements as per Accounting Standards where the RBI has issued guidelines in respect of disclosure items for 'Notes to Accounts'

14.1 Accounting Standard 5 - Net Profit or Loss for the period, prior period items and changes in accounting policies. Bank has no such disclosures to be made in the Notes on Accounts to the Balance Sheet of banks.

14.2 Accounting Standard 9 - Revenue Recognition



Arunachal Pradesh Rural Bank

15. Additional Disclosures**15.1. Provisions and Contingencies**

Sr	Particulars	(Rs. Lakh)	
		Current Year	Previous Year
a	Opening balance in the floating provisions account	Nil	Nil
b	The quantum of floating provisions made in the accounting	Nil	Nil
c	Amount of draw down made during the accounting year	Nil	Nil
d	Closing balance in the floating provisions account	Nil	Nil

Note : The purpose of draw down made during the accounting year may be mentioned

15.2. Disclosure of complaints**A. Customer Complaints**

Sr	Particulars	Details
a	No. of complaints pending at the beginning of the year	7
b	No. of complaints received during the year	1078
c	No. of complaints redressed during the year	958
d	No. of complaints pending at the end of the year	127


B. Award passed by the Banking Ombudsman

Sr.	Particulars	Details
a	No. of unimplemented Awards at the beginning of the year	Nil
b	No. of Awards passed by the Banking Ombudsmen during the year.	Nil
c	No. of Awards implemented during the year	Nil
d	No. of unimplemented Awards at the end of the year.	Nil

16. During the Current Financial Year Bank has written off Rs. 512,23,126.03 of the long outstanding unreconciled link branch and inter office entries and robbery amount of the bank as under with approval of the board.

A. Amount outstanding in HO Protested Bill/ Frauds Account :

Sl.No.	Account	Details	Amount Outstanding	Remarks
1	100000115886	Robbery of Sagalee Branch	10,88,000.00	Insurance Claim pending since last many yrs. (100% provision made)
2	10000115933	Un-reconciled entry of Basar	4,19,000.00	Pre migration to CBS entry (100% provision made)
3.	10000115933	Frauds at Itanagar Branch	5,00,000.00	Case pending at Guwahati High Court, Itanagar bench (100% provision made)



Arunachal Pradesh Rural Bank

B. Difference in Link Branch Account as on 31.03.2018:

Sr. No	Branch	Amount in Rs.	Provision made
1	Aalo Branch	77,35,018.03	100% provision made on 31.03.2018
2	Sagalee Branch	248,58,456	100% provision made on 31.03.2018
3	Kimin Branch	16,84,272	100% provision made on 31.03.2018
4	Pasighat Branch	3,57,468	100% provision made on 31.03.2018
5	Sille Branch	2,55,705	100% provision made on 31.03.2018
6	J.N. College Branch	1,65,780	100% provision made on 31.03.2018
7	Naharlagun Branch	6,73,622	100% provision made on 31.03.2018
	Total	357,30,321.03	

C. Difference in inter Office Account (HO) Account as on 31.03.2018:

Sr. No	Branch	Amount (in Rs.)	Provision made
1.	Aalo Branch	88,69,905	100% provision made on 31.03.2018
2.	Sagalee Branch	30,00,000	100% provision made on 31.03.2018
3.	Naharlagun Branch	16,15,900	100% provision made on 31.03.2018
	Total	134,85,805	

100% provision was already provided for in the FY 2017-18.

17. Previous year figures have been re-classified wherever necessary.

Place : NAHARLAGUN
Dated :

28 AUG 2019



FOR DE & BOSE.
CHARTERED ACCOUNTANTS
FIRM REG NO. 302175E



Subrata De

SUBRATA DE
(MEMB. NO. 054962)